




SCALLOP MAGIC



 *it all started with a love of all things scalloped!*

LAKEHOUSE DRY GOODS

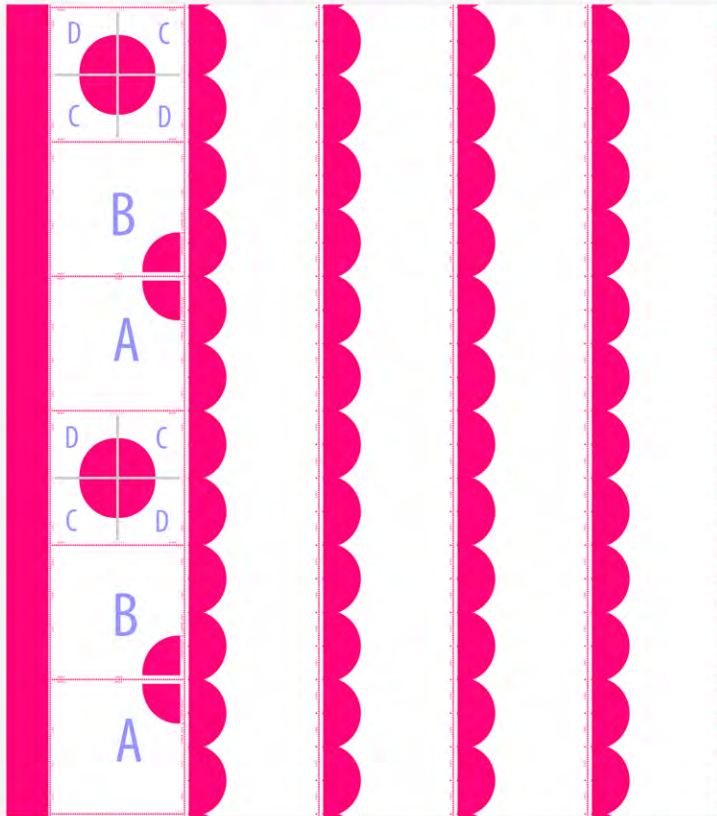
SCALLOP MAGIC

Inspiration to get your creative juices flowing ...

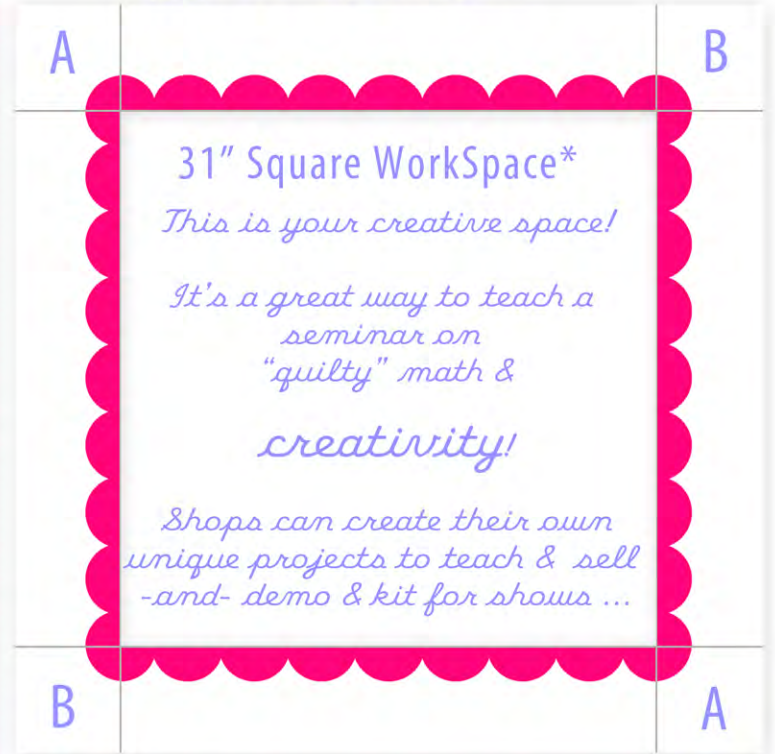
LAKEHOUSE DRY GOODS

www.lakehousedrygoods.com

 LH 14023 Borders on Bolts



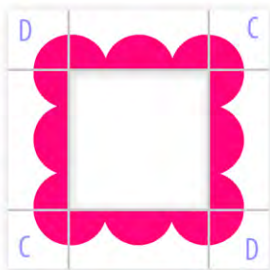
 44" Square Quilt



12 Scallops, Cut by Eye ...

Yields the Scallop Border for a 44" Quilt

Use A & B corners for wider borders -and-
Use C & D corners for thin borders ...



- * 7 x 4" Blocks = 28" WorkSpace & 1.5" Inner Border
 - * 6 x 4.5" Blocks = 27" WorkSpace & 2" Inner Border
 - * 5 x 5" Blocks = 25" WorkSpace & 3" Inner Border(s)
 - * 4 x 6" Blocks = 24" WorkSpace & 3.5" Inner Border(s)
- (and so on...)

Hint:

The inner border is what helps you make it all fit together !!!



SUNRISE STUDIO

see us on Instagram @hollyholderman ... #instantscallos ... & #borders on bolts !

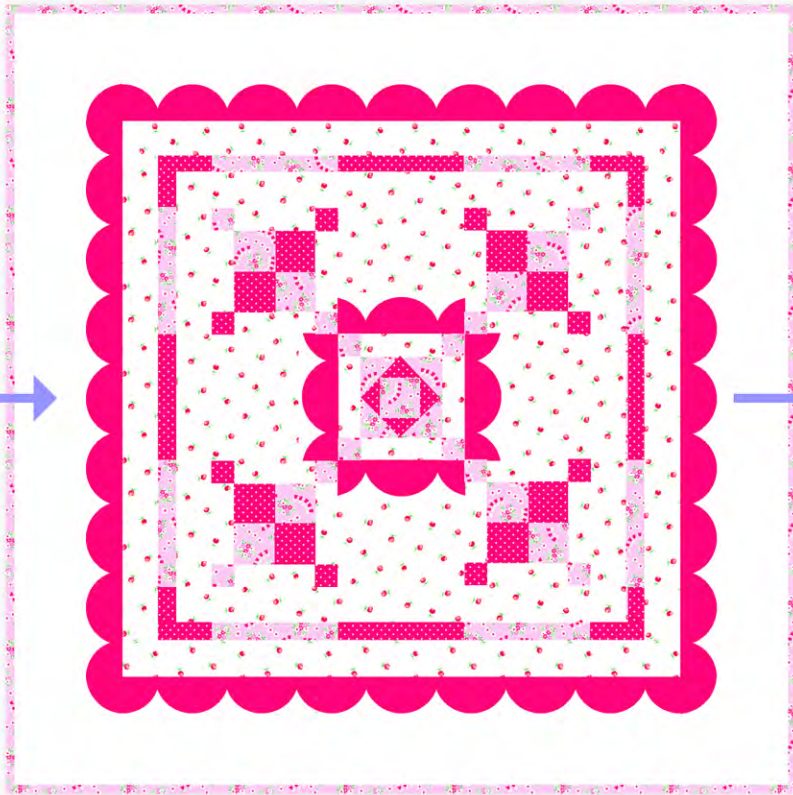
SCALLOP MAGIC

For the Love of Scallops ... Made the Easy Way ... Yeah!

LAKEHOUSE DRY GOODS

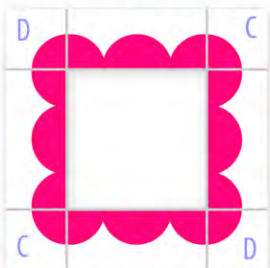
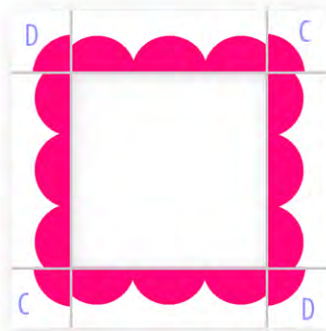

www.lakehousedrygoods.com

Here's an example of how to use those few extra scallops:



Or, you could make a Bonus Pillow project ...

You could also use the extra Scallops as a Focal Element in the Center ...



SUNRISE STUDIO

Customization is the key ... what will you do to make your project unique ?


see us on Instagram @hollyholderman ... #instantscallop ... & #borders on bolts !

SCALLOP MAGIC

The Possibilities are Endless ... Customize Your Projects Effortlessly ...

LAKEHOUSE DRY GOODS

www.lakehousedrygoods.com



No One can make just One ...

4.5" Nine Patches & Inner Border from Pam Kitty Garden



LH 14026 Whole Cloth & LH 14029 Inner Border

4" Square Scrappy Patchwork from Sunrise Studio #2
fabrics coming in early Summer 2015



see us on Instagram @hollyholderman ... #instantscallop ... & #borders on bolts !